



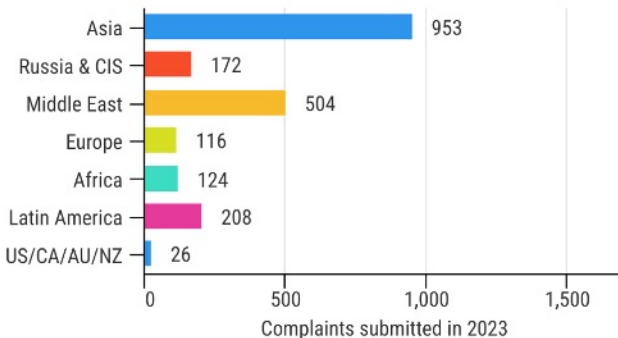
2023 Complaints Summary

2023

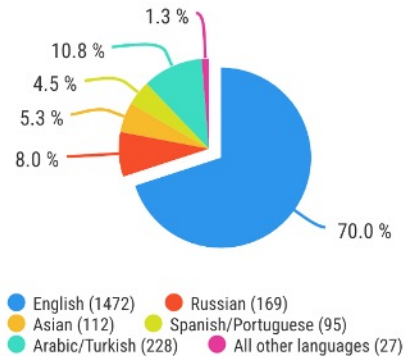
Geography



Regions



Languages





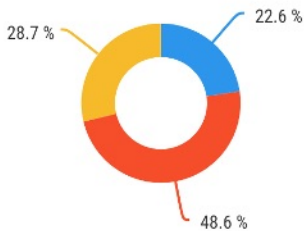
2023 Complaints Summary

2023 vs. 2022

Complaints	Amount Sought	Amount Awarded	Avg complaint value
2103	\$24,239,385	\$783,727	\$7,399
-30%	+95%	+228%	+70%



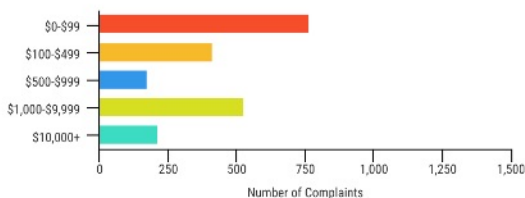
Complaints Categories



Trading (476) Financial (1023) Non-trading (604)



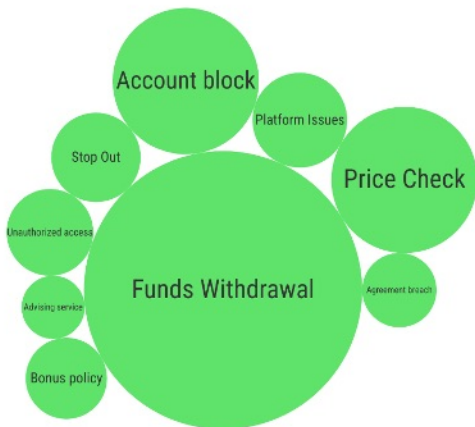
Complaint Values



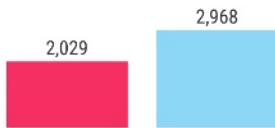
Average Resolution time 6.6 days



Complaints topics



Complaints Resolved



2023 2022

Total Amount Sought



2023 2022